




Endeavour 32



A Statement of Excellence



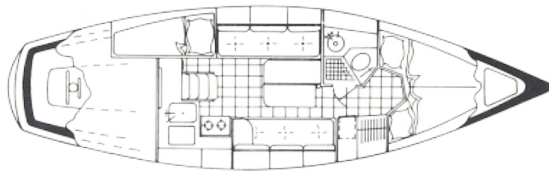
32



During the past years, we have developed the ENDEAVOUR 32 into a standard within the industry. It is simply a "statement of excellence." Our varnished teak interior has been arranged to accommodate six large adults. We have built in generous storage in the form of cupboards, drawers and lockers. The interior is quiet and elegant. Our soft overhead is complemented by our teak parquet cabin sole. The ENDEAVOUR 32 is not a converted race boat that didn't race. It is not an old I.O.R. design that didn't work. The ENDEAVOUR 32 was designed to be exactly what it has proven so successfully to be—a moderately heavy displacement sailboat with a long shallow keel.


ENDEAVOUR 32 SPECIFICATIONS

L.O.A. — 32' 4"
 L.W.L. — 25' 6"
 Beam — 10' 0"
 Draft — 4' 2"
 Displacement — 11,700 lbs.
 Ballast (internal lead) — 5,000 lbs.
 Sail Area — 470 sq. ft.
 Mast Height Above D.W.L. — 43' 0"
 Auxiliary — Two Cylinder 20 H.P.
 Diesel Engine
 Headroom — 6' 4"



It has great stability and it tracks as it was designed—to track without constant attention to the helm. Its construction is so complete and technically correct that you can feel comfortable sailing this boat anywhere in the world.

We have designed and built all options into our ENDEAVOUR 32 as standard equipment. Items such as a diesel engine, wheel steering, 10 opening ports, dockside power are not options, but standard. This common sense approach of building the entire yacht as one unit instead of a series of "add ons" makes the ENDEAVOUR 32 a yacht of complete integrity. This approach reflects in the economics of the ENDEAVOUR 32, for the final product is both very complete and very affordable.





Endeavour Yacht Corporation

*11700 So. Belcher Road
Largo, Florida 33543
(813) 541-3553*

