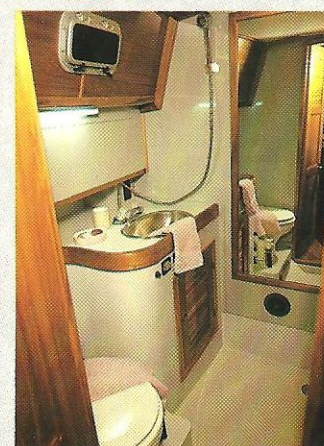







DIONIS  
MARBLEHEAD



*Endeavour 38*







# Endeavour 38



The Endeavour 38 was designed by Johan Valentijn to attract the attention of the serious offshore cruising sailor searching for a yacht with unparalleled cruising comfort as well as superior performance.

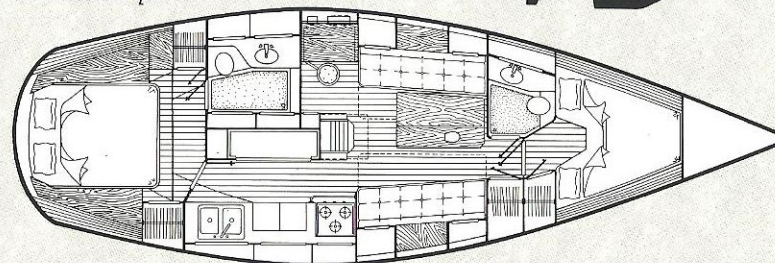
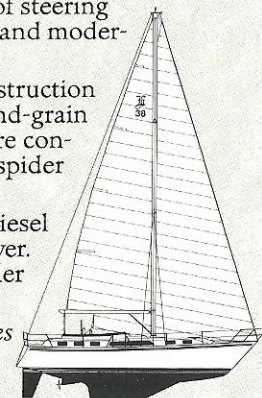
A spacious mid-ship cockpit provides the ultimate in on deck comfort and camaraderie. Below deck, the Endeavour 38 accommodations are elegant and spacious. Traditional yacht quality is exemplified by the precise detailing and meticulous hand varnished teak. The accommodations truly present a twin state-room arrangement each with its own private head and shower stall. The "offshore-passage galley" provides generous cabinet capacity, thoughtful stowage areas and expansive counter surfaces. A separate navigation communication center serves as the owner's office.

The Endeavour 38 design pedigree distinguishes her sailing performance. The high aspect masthead rig compliments her powerful hull shape. A fine entry forward with a moderate bow flare produces an easy and dry motion in a seaway. Firm bilges and full sections aft enhance off the wind performance which is so important to the cruising sailor. Hands off tracking and ease of steering stem from her high lift skeg mounted rudder and moderately deep draft keel.

Endeavour's state of the art hull and deck construction is hand laid, unidirectional fiberglass with end-grain balsa coring. Massive stainless chainplates are connected by Navtec tie rod systems to stainless spider plates.

Features include a powerful 44 H.P. Yanmar diesel engine. An 8 cubic foot refrigerator. Shore power. Battery charger. Anchor windlass. Genoa roller furling gear.

And . . . the special ingredient that distinguishes her as Endeavour is the pride and execution in workmanship.




## SPECIFICATIONS

DESIGNER	JOHAN VALENTIJN	DIESEL	44 h.p.
LOA	38'3"	HEADROOM	6'4"
DWL	32'0"	MAST HEIGHT	58'4"
BEAM	12'6½"	SAIL AREA	704 sq. ft.
DRAFT	4'11"	I 51.00'	J 16.75'
DISPLACEMENT	17,600 lbs.	P 44.70'	E 13.00'
BALLAST	7,000 lbs.		



## A STATEMENT OF EXCELLENCE IN PERFORMANCE CRUISERS



Endeavour, since 1974, has earned the reputation as the premier builder of quality offshore cruising yachts. Optimum accommodations complimented by exquisite teak joinery, first class equipment and state of the art construction are features that positioned Endeavour at the level enjoyed by only the finest of yachts.

Note: These specifications are believed to be correct at the time of printing. For the sake of continuous improvement, the Builder reserves the right to make alterations without obligation, as considered desirable. No such alterations, however, will be considered retroactive for yachts already delivered or under construction. Draft and displacement stated above vary with load condition. May show optional and/or owner supplied equipment.

YOUR ENDEAVOUR DEALER: